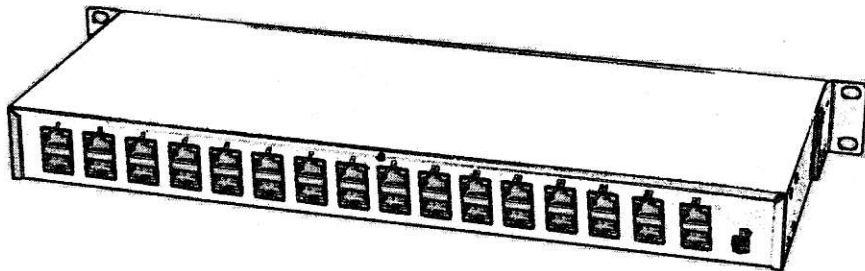


# NETWORK / POE 16 Channel Surge Protection Device

ITEM NO.: SP016N, SP016P



Application for protects equipment from high voltage surges such as lightning strikes. UL grounding requirements for coaxial cable offer protection from hazardous voltages that may occur on the shielding. Because of the physical length of ground wires, UL grounding systems may appear as an open circuit to lightning caused, high frequency surges and provide no protection from these surges getting into a home and destroying NVR, network , POE camera, POE hub devices etc.

## SP016N 16 Channel Network Surge Protector for NVR in 1U Rack Mounting Panel

- 16 x RJ45 Jack to 16x RJ45 Jack.
- 10/100/1000 Base-T CAT5/CAT5e compatible.
- Provide protection for NVR, network, PC modem, server or any computer equipment with multiple inputs protection.

## SP016P 16 Channel POE Surge Protector for POE Hub in 1U Rack Mounting Panel

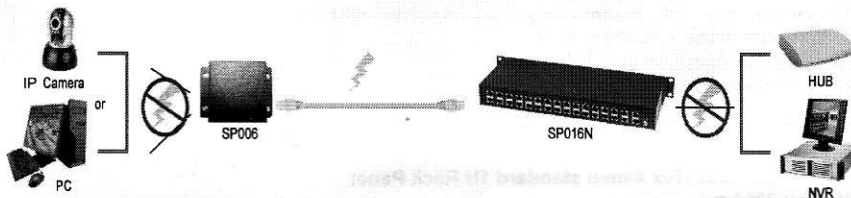
- 16 x RJ45 Jack to 16x RJ45 Jack
- Application for 16 channel POE hub (Power over Ethernet) protection.
- 10/100/1000 Base-T CAT5/CAT5e compatible.
- Support Mid-Span POE and End Span POE.
- 802.3af POE compatible.

## Installation View:


### SP016N

**Note:**

For ensuring the unit can protect equipments, the cable must be connected to ground.



## SP016P



## Specification

### SP016N

- Operating Temperature -40 to 85 °C
- Connectors: 16 x RJ45 to 16 RJ45
- Dimension: 483x170x 44mm standard 1U Rack Panel
- Weight: 2200 g

Parameter	Symbol	Test Conditions	Min	Typ	Max	Units
Reverse Standoff Voltage	VRWM	$IR \leq 1\mu A$			6.0	V
Reverse Voltage Drop	VR	$IR = 1mA$		8.0		V
Reverse Leakage Current	ILEAK	$VR = 5V$		0.1	0.5	$\mu A$
Clamp Voltage	VC	$IPP = 1A, tP = 8/20\mu S, I/O \text{ to GND}$		8.8	10.0	V
		$IPP = 5A, tP = 8/20\mu S, I/O \text{ to GND}$		11.5	13.0	V
		$IPP = 8A, tP = 8/20\mu S, I/O \text{ to GND}$		13.2	15.0	V
Dynamic Resistance	RDYN	$(VC2-VC1)/(IPP2-IPP1)$		0.7		$\Omega$
ESD Withstand Voltage	VESD	IEC61000-4-2 (Contact)	$\pm 20$			KV
		IEC61000-4-2 (Air)	$\pm 30$			KV

### SP016P

- Respective Peak Off - Stage Voltage  $V_{DRM}@I_{DRM}=5\mu: 58V$
- Switching Voltage  $V_s@100V: 77V$
- Minimum Holding Current: 150  $I_H$  mA
- Switching Current: 800  $I_s$  mA
- On Stage Current: 2.2  $I_T$  A
- Operating Temperature -40 to 85 °C
- Connectors: 16 x RJ45 to 16 RJ45
- Dimension: 483x170x 44mm standard 1U Rack Panel
- Weight: 2200 g

RoHS CE FC e