

Door Access Control



Model	IBA-116	MZ-12S	MZ-101CE	MZ-101DE	MZ-101HE
Access Type	Keypad	Card	Card	Card	Card
Detection Distance (approx.)	-	65 mm	MiFare: 50 mm EM: 150 mm	MiFare: 80 mm EM: 150 mm	EM: 150 mm
Built-in	In:2*Aux In Out:1*Relay/Lock	-	-	-	-
Feature	Single Door Access Reader, DC12V > 100 users	Single Door Access Reader, DC12V	Single Door Access Reader, DC12V	Single Door Access Controller, sub-control for 101CE/HE, DC12V	Single Door Access Reader, DC12V



Model	MZ-101MW	MZ-101T	MZ-101TC	MZ-201D8-IP	MZ-201JE
Access Type	Card	Card	-	Keypad	Card / Keypad
Detection Distance (approx.)	MiFare: 80 mm EM: 150 mm	3~5 m	-	-	MiFare: 30~80 mm EM: 80~150 mm
Built-in	-	Anti-protection Fuse	4*CR2032 Battery	LCD Display	In:1*DoorContact,1*Exit 1*FireAlarming Out:1*Lock,1*Door Ct.
Feature	Proximity Card Issuer	Long Range Proximity Reader, Dc12V	Long Range Proximity Card	Time Attendance, 3072 users, 11488 Records, DC12V	Proximity Reader + Keypad, 500 user/card, 1000 Records,3 modes



Model	MZ-601ZE-IP	MZ-801DE	MZ-801D8-IP	MZ-7106K	MZ-7612K
Access Type	Fingerprint / Keypad	Card	PC thru RJ45	Card / Keypad	Card / Keypad
Detection Distance (approx.)	-	MiFare: 80 mm EM: 150 mm	-	65 mm	65 mm
Built-in	RF & Optic Fingerprint Reader	-	-	1*RelayOut, 1*LockOut.,Tamper+ Bell Control, DC12V	1*Aux.I/O, 1*RelayOut, 1*LockOut.,Tamper+ Bell Control, DC12V
Feature	1450*Fingerprints, 1000*Management Rec 30,000 I/O Records	Proximity Reader for MZ-801D8-IP Patrol System, DC12V	Master Controller for MZ-801DE, PC link., 9214 users, 18724 Log	Proximity Reader + Keypad,2code,99card, 2 modes	Proximity Reader + Keypad, 500 user/card, 3 User Levels,2 modes



Model	MZ-EM Card	MZ-EM Tag	MZ-RS485		
Access Type	-	-	-		
Detection Distance (approx.)	-	-	-		
Built-in	-	-	+/- 15V ESD static current protection		
Feature	Proximity Card	Proximity Tag / Key Chain	RS232 to RS485 Converter		

Door Access Control



Model	D200	EP300	T5	VF30	
Access Type	Fingerprint, ID, PassWd	Fingerprint, ID, PassWd	Fingerprint, Card	Fingerprint, ID, PW, Card	
Detection Distance (approx.)	- Area:18*22 mm	- Area:18*22 mm	- Area:18*22 mm	- Area:18*22 mm	
Built-in	Resolution : 500dpi FP : 2000, Log:50000	Resolution : 500dpi FP : 2000, Log:50000	Resolution : 500dpi FP : 1000, Log:50000	Resolution : 500dpi FP : 2000, Log:50000	
Feature	Fingerprint Time Attd, USB, TCP/IP	Fingerprint Time Attd, Access Control, USB, TCP/IP	Fingerprint Time Attd, USB, TCP/IP	Fingerprint Time Attd, Access Control, USB, TCP/IP, RS485, I/O	













Model	BC-2000	EP-100S	EBL	Timer Card	
Access Type	Card / Keypad	Card / Keypad	Card / Keypad	-	
Detection Distance (approx.)	< 100 mm	100 mm	100 mm	-	
Built-in	Out: 1*Relay, 1*Lock, 1*Exit, 1*DoorIndicator, Temper Sw	Out: 1*Relay, 1*Lock, 1*Bell. In: 1*Panic Button Temper Sw, Buzzer	Out: 1*Relay, 1*Lock, 1*Bell. In: 1*Panic Button Temper Sw, Buzzer	In: 1*Panic, DC12V Out: 1*Relay, Lock	
Feature	DC12V, Keypad+ Proximity Reader, 1000 users	DC12V, Keypad+ Proximity Reader, 250 users	DC12V, Keypad+ Proximity Reader, 250 users	Timer for door access control	



Model	Bioca-120	Bioca-180	Bioca-220	Bioca-365	
Access Type	Fingerprint	Fingerprint	Fingerprint / Keypad	Fingerprint / Keypad	
Detection Distance (approx.)	- Area:12*14 mm	- Area:12*14 mm	- Area:18*20 mm	- Area:18*20 mm	
Built-in	USB1.0/1.1, 400 dpi	USB1.1, 400 dpi	RS232, RS485, 500 dpi	RS485, 500 dpi	
Feature	Fingerprint Reader	Fingerprint Reader, PC Mouse	Fingerprint Reader Attendance System, Log*30K, Fingerprint*1K	Fingerprint Reader Access Control Sys., Log*30K, Fingerprint*450	

** Design & specification are subject to change without prior notice **

Door Access Accessory

					
Model	Cabinet Lock	Door Holder Lock	E-600S	E-600D	E-1200
Feature	50kg Electro Magnetic Lock DC12V	70kg Electro Magnetic Lock DC12V	600 lbs. Electro Magnetic Lock DC12V	1200 lbs. Electro Magnetic Lock DC12V	1200 lbs. Electro Magnetic Lock DC12V
					
Model	M-YG	MZ-1295A	MZ-7143		
Feature	Electronic Lock DC12V	Electronic Drop Pole Lock DC12V	Electronic Drawer Lock DC12V		
					
Model	"U" Bracket	"ZL" Bracket			
Feature	EM Lock mounting bracket for glass door / wall	EM Lock bracket for wooden door / concrete wall			

** Design & specification are subject to change without prior notice **