

# Alarm System



Model	FS-210	FS-240G	FS-250	FS-240A	FS-255A
<b>Channel + Type</b>	10zone, 80ch.(W/less)	12zone, 80ch.(W/less)	10zone, 80ch.(W/less)	2 Wire Zon,80ch.(W/less)	2 Wire Zon,80ch.(W/less)
<b>Tx Range (approx.)</b>	100~150 m (Open area)	100~150 m (Open area)	100~150 m (Open area)	100~150 m (Open area)	100~150 m (Open area)
<b>Built-in</b>	Piezo Siren, 6*Tel.no, Speaker phone, Panic 4 Alarm Sound,DC12V	Piezo Siren, 10*Tel.no, Speaker phone, Panic GSM ,DC12V	Piezo Siren, 6*Tel.no, Speaker phone, Panic 4 Alarm Sound,DC12V	Piezo Siren, 10*Tel.no, Speaker phone, Panic GSM ,DC12V	Piezo Siren, 6*Tel.no, Speaker phone, Panic 4 Alarm Sound,DC12V
<b>Feature</b>	W/S Alarm console, connect wired sensor, Status., Easy setting	W/S Alarm GSM, connect wired sensor, Status., Call in setting	W/S Alarm console, connect wired sensor, Status., Call in setting	W/S Alarm GSM, connect wired sensor, SMS to setting,SMS rpt	W/S Alarm console, connect wired sensor, Call out



Model	FS-119	FS-200T	FS-115H	FS-121H	FS-122P
<b>Channel + Type</b>	1 ch. (Wired)	1 ch. (Wireless)	40ch. (Wireless)	1 ch. (Wireless)	1 ch. (Wireless)
<b>Tx Range (approx.)</b>	-	100~150 m (Open area)	100~150 m (Open area)	100~150 m (Open area)	100~150 m (Open area)
<b>Built-in</b>	In:1*RJ11, Out:1*RS232	In:1*RJ11	8*Status Indicator, 1*NC Output, DC12V	LED On/Off,30s/150s, Tamper, Metal for bypass interference	LED On/Off,30s/150s, Tamper DC3V
<b>Feature</b>	Digital Alarm Rx., CMS, <= 9999 users, unlimited records	Telephone Remote Controller, Password DC12V	Wireless Sensor Rx, Tx signal to console, can deploy Siren/Light	W/S Motion Detector, 100° 12m (max) DC3V	W/S Motion Detector, 100° 12m (max)



Model	FS-131L/ FS-231	FS-133/ FS-233	FS-136	FS-142B	FS-145S/148S
<b>Channel + Type</b>	1 ch. (Wireless)	1 ch. (Wireless)	1 ch. (Wireless)	1 ch. (Wired)	1 ch. (Wireless)
<b>Tx Range (approx.)</b>	100~150 m (Open area)	100~150 m (Open area)	100~150 m (Open area)	-	100(open),30m(indoor)
<b>Built-in</b>	Tamper, Terminal for wired sensors, DC3V	Tamper, Terminal for wired sensors, DC3V	Tamper Switch DC3V	Siren 110dB, Strobe Light DC12V	Siren 110dB,Light, Duration:1~3minutes, 4 sounds, DC12V
<b>Feature</b>	W/S Magnetic Sensor	W/S Vibration Sensor	W/S Temperature Sensor (Indoor) (for FS240 only)	Wiring Siren c/w Strobe Light	Wireless Siren c/w Strobe Light, triggered by W/S sensors



Model	FS-149	FS-150H	FS-154S/ FS-254	FS-155H	FS-161H
<b>Channel + Type</b>	1 ch. (Wired)	1 ch. (Wireless)	1 ch. (Wireless)	20 ch. (Wireless)	1 ch. (Wireless)
<b>Tx Range (approx.)</b>	-	100(open),30m(indoor)	100(open),30m(indoor)	200~250 m	100(open),30m(indoor)
<b>Built-in</b>	Siren 110dB DC12V	Tamper Switch DC9V	Panic,Home,Away, Chime Button DC3V	- DC9V	Photoelectric Chamber, Siren 85dB DC9V
<b>Feature</b>	Wiring Siren c/w LED	Wireless Keypad for Fronti W/S Alarm	Wireless Remote 4 key Controller	Wireless Sensors Signals Booster	Wireless Smoke Detector w/Siren



Model	FS-161HI	FS-163H	FS-168	FS-172	FS-173A
<b>Channel + Type</b>	1 ch. (Wireless)	1 ch. (Wireless)	1 ch. (Wireless)	1 ch. (Wireless)	1 ch. (Wireless)
<b>Tx Range (approx.)</b>	100(open),30m(indoor)	100(open),30m(indoor)	100~150 m (Open area)	100~150 m (Open area)	100~150 m (Open area)
<b>Built-in</b>	Photoelectric Chamber, Siren 85dB DC9V	- DC3V	- AC220V	DIP switch to set 5 different ch. AC220V	DIP switch to set 5 different ch. AC220V
<b>Feature</b>	Wireless Smoke,Gas, Heat Detector c/w Siren	Wireless Glass Break Sensor	Wireless Smog Jet Machine	W/S On/Off Switch (Plug type) (for FS240 only)	W/S On/Off Switch (Terminal type) (for FS240 only)

\*\* Design & specification are subject to change without prior notice \*\*

# Alarm System



Model	<b>FS-310T</b>				
Channel + Type	1 ch. (Wireless)				
Tx Range (approx.)	100~150 m (Open area)				
Built-in	Tamper Sw, Buzzer				
	DC3V*2				
Feature	W/S Keypad				
	(for FS240 only)				



Model	<b>MST-1B</b>	<b>MFC-300</b>	<b>MST-V</b>		
Channel + Type	8*Wired+16*W/S zone	8*Wired+16*W/S zone	8*Wired+32*W/S zone		
Tx Range (approx.)	100~150m(Open area)	100~150m(Open area)	100~150m(Open area)		
Built-in	6*Tel.no,Password*2, DC12V	6*Tel.no,Password*2, DC12V	Tel.No,SMS,DC15V, Out:DC12V		
Feature	Can record emergency message,Call in arm/disarm alarm	Can record emergency message,Call in arm/disarm alarm	SMS to arm/disarm, Low Battery signal, EventList		



Model	<b>MDFM-235</b>	<b>MDT-15</b>	<b>MDT-7300</b>	<b>MMD-207/208R</b>	<b>MMD-209R</b>
Channel + Type	(Wired)	(Wired)	(Wired)	(Wireless)	(Wireless)
Tx Range (approx.)	90° *6*6m (max)	90° *12*12m (max)	90° *11*11m (max)	100~150m(Open area)	150~200m(Open area)
Built-in	-	IR + Microwave	IR + Microwave	-	-
	DC3V	DC12V	DC12V	DC3/4.5V	DC4.5V
Feature	PIR Sensor	Dual Tech PIR Sensor	Dual Tech PIR Sensor	W/S Magnetic Sensor	W/S Magnetic Sensor

\*\* Design & specification are subject to change without prior notice \*\*

# Alarm System



Model	<b>MMD-210R</b>	<b>MMD-214R</b>	<b>MMD-2018R</b>	<b>MMX-640</b>	<b>MPB-403R/ 433R</b>
Type	(Wireless)	(Wireless)	(Wireless)	(Wired)	(Wireless)
Tx Range (approx.)	100~150m(Open area)	100~150m(Open area)	100~150m(Open area)	40° *6.5*4.5m (max)	60~100m(Open area)
Built-in	Alarm+Tamper Out, DC3V	Siren 110dB, Light DC15V	Alarm+Tamper Out, DC3V	- DC12V	DC6V
Feature	W/S Magnetic Sensor	W/S Siren+Strobe Light	W/S Vibration Sensor	PIR Sensor	Remote Key Controller



Model	<b>MPB-500R</b>	<b>MSR-10</b>	<b>MSR-10W</b>		
Type	(Wireless)	(Wired)	(Wireless)		
Tx Range (approx.)	60~100m(Open area)	-	15~30m(Open area)		
Built-in	DC6V	DC12V Siren 110dB	DC12V Siren 110dB		
Feature	Remote Keypad	Wired Siren	Wireless Siren		



Model	<b>980c1</b>	<b>980c2</b>	<b>980IC1</b>	<b>980MT</b>	<b>980R</b>
Channel + Type	4 zone(W/S),4 z(wire)	9 zone(W/S),4 z(wire)		(Wireless)	20 ch.(Wireless)
Tx Range (approx.)	30~40 m	30~40 m	30~40 m	30~40 m	40 m
Built-in	Tamper Switch, Status Indicator, Siren 115dB, DC12V	Tamper Switch, Status Indicator, Siren 115dB, DC12V	Tamper Switch, Pulse Count DC9V	- DC12V	- DC12V
Feature	Wireless Alarm System c/w Wiring zones	Wireless Alarm System c/w Wiring zones	Wireless Motion Sensor 110° 10m (max)	Wireless Magnetic Sensor	Wireless Signals Booster








Model	<b>980SLMC</b>	<b>980ST</b>	<b>440</b>	<b>520</b>	<b>933</b>
Channel + Type	(Wireless)	(Wireless)	(Wireless)	(Wired)	(Wired)
Tx Range (approx.)	30~40 m	30~40 m	20~30 m	-	-
Built-in	Siren 105dB, Light, DC12V	- DC12V	- DC9V	DC12V	-
Feature	Wireless Siren c/w Strobe Light, triggered by w/s sensor	Wireless Vibration / Glass Break Sensor	Wireless Motion Sensor w/remote ctrl. 110° 10m (max)	Wireless Smoke Detector	Emergency Button (N.O.)













Model	<b>935</b>	<b>939</b>	<b>947</b>	<b>Remote2Key</b>	<b>1720</b>
Channel + Type	(Wired)	(Wired)	(Wired)	(Wireless)	1 zone (Wired)
Tx Range (approx.)	-	-	100~150 m (Open area)	30~50m(Open area)	-
Built-in	Pressure Detector	- DC12V	4*IR Beam DC12V	DC12V 2ch.(NO/NC)output	Tamper,Panic,Chime DC6V
Feature	Pressure Mat / sensor	Wireless PIR Sensor 360° 10m (max)	IR Beam Sensor	Wireless Remote Control	Simple & Easy Installation






\*\* Design & specification are subject to change without prior notice \*\*





## Alarm Accessory (Wired)

					
<b>Model</b>	<b>BEL Roller Shutter</b>	<b>EMC-1008C</b>	<b>FM-102</b>	<b>FM-106</b>	<b>M-5</b>
<b>Type</b>	Wall (Wired)	Surface (Wired)	Surface (Wired)	Surface (Wired)	Surface (Wired)
<b>Range (approx.)</b>	Gap: 30 mm	Gap: 25 mm	Gap: 25 mm	Gap: 25 mm	-
<b>Built-in / Feature</b>	Roller Shutter Magnetic Sensor (N.C)	Mini Magnetic Sensor (N.C)	Mini Magnetic Sensor (N.O)	Mini Magnetic Sensor (N.C)	Vibration Sensor, High / Medium / Low adjustable sensitivity
<b>Dimension (approx)</b>	40(w)*100(h)*20(d)mm	10(w)*5(h)*34(d)mm	10(w)*5(h)*34(d)mm	10(w)*5(h)*34(d)mm	22(w)*22(h)*60(d)mm

					
<b>Model</b>	<b>MET-44</b>	<b>Mini-15</b>	<b>PB-52</b>	<b>PPD-11</b>	<b>RB-32</b>
<b>Type</b>	Floor (Wired)	Recess (Wired)	Recess (Wired)	Banana (Wired)	Recess (Wired)
<b>Range (approx.)</b>	Gap: 30 mm	Gap: 15 mm	Gap: 5 mm	-	Gap: 5 mm
<b>Built-in / Feature</b>	Roller Shutter Magnetic Sensor (N.C)	Mini Magnetic Sensor (N.C)	On / Off Switch (N.O)	Connector	On / Off Switch (N.O)
<b>Dimension (approx)</b>	100(w)*8(h)*20(d)mm	6(o)*14(h)mm	8(o)*27(h)mm	20(w)*6(h)*40(d)mm	18(o)*20(h)mm

					
<b>Model</b>	<b>RW-32</b>	<b>SAS-4100</b>	<b>SAS-4102</b>	<b>SD-70</b>	<b>SM-20WG</b>
<b>Type</b>	Recess (Wired)	Surface (Wired)	Surface (Wired)	Recess (Wired)	Surface (Wired)
<b>Range (approx.)</b>	Gap: 5 mm	-	Gap: 5 mm	Gap: 30 mm	Gap: 30 mm
<b>Built-in / Feature</b>	On / Off Switch (N.O)	Adaptor for 4*SAS4102 Glass Break Sensor, DC12V	Glass Break Sensor (N.C)	Magnetic Sensor (N.C)	Magnetic Sensor (N.C)
<b>Dimension (approx)</b>	10(o)*40(h)mm	50(w)*16(h)*65(d)mm	35(o)*15(h)mm	18(o)*20(h)mm	14(w)*14(h)*100(d)mm

					
<b>Model</b>	<b>SM-35</b>	<b>STB-10</b>	<b>STB-3/8TC</b>	<b>Tane-3/8TC</b>	<b>Tane-50</b>
<b>Type</b>	Surface (Wired)	Recess (Wired)	Recess (Wired)	Recess (Wired)	Surface (Wired)
<b>Range (approx.)</b>	Gap: 25 mm	Gap: 10 mm	Gap: 10 mm	Gap: 15 mm	Gap: 20 mm
<b>Built-in / Feature</b>	Magnetic Sensor (N.C)	Magnetic Sensor (N.C)	Magnetic Sensor (N.C)	Magnetic Sensor (N.C)	Magnetic Sensor (N.C)
<b>Dimension (approx)</b>	14(w)*13(h)*65(d)mm	11(o)*20(h)mm	10(o)*24(h)mm	10(o)*24(h)mm	10(w)*12(h)*50(d)mm

					
<b>Model</b>	<b>Tane-55</b>	<b>Tane-60</b>	<b>Tap-05DM</b>	<b>Tap-15</b>	
<b>Type</b>	Surface (Wired)	Surface (Wired)	Recess (Wired)	Recess (Wired)	
<b>Range (approx.)</b>	Gap: 25 mm	Gap: 15 mm	Gap: 20 mm	Gap: 10 mm	
<b>Built-in / Feature</b>	Magnetic Sensor (N.C)	Magnetic Sensor (N.C)	Magnetic Sensor (N.C)	Magnetic Sensor (N.C)	
<b>Dimension (approx)</b>	15(w)*13(h)*50(d)mm	15(w)*8(h)*50(d)mm	10(o)*24(h)mm	7(o)*26(h)mm	

\*\* Design & specification are subject to change without prior notice \*\*

## Alarm Accessory (Wired)



<b>Model</b>	<b>PH-4</b>	<b>ABT-60</b>	<b>ABT-100</b>	<b>ABH-100L</b>	<b>ABH-150D</b>
<b>Type</b>	(Wired)	(Wired)	(Wired)	(Wired)	(Wired)
<b>Range (approx.)</b>	40 m	60~100 m	100~150 m	100~150 m	100~150 m
<b>Built-in / Feature</b>	1 Beam Sensor DC12V	2 Beam Sensor DC12V	2 Beam Sensor DC12V	4 Beam Sensor DC12V	6 Beam Sensor DC12V



<b>Model</b>	<b>ABX-212</b>	<b>RK-125DT</b>	<b>RK-410PR</b>	<b>SS-168A</b>	<b>PB(W)</b>
<b>Type</b>	(Wired)	(Wired)	(Wired)	(Wired)	(Wired)
<b>Range (approx.)</b>	100~150 m	83° *2.5(h)*25(d)m	83° *2.5(h)*12(d)m	-	-
<b>Built-in / Feature</b>	12 Beam Sensor DC12V	Dual Tech PIR Sensor Out:1*tamper, 1*alarm	PIR Sensor Out:1*tamper, 1*alarm	Smoke Detector	Mini Panic Button(N.O.)



<b>Model</b>	<b>H-01</b>	<b>H-012</b>	<b>IBA-150JF</b>	<b>MZ-K10</b>	<b>MZ-K86</b>
<b>Type</b>	(Wired)	(Wired)	(Wired)	(Wired)	(Wired)
<b>Range (approx.)</b>	-	-	20~30m(open area)	-	-
<b>Built-in / Feature</b>	Push ON switch + Key lock	Kick Switch	2ch.(NO/NC) remote contrl key	Push ON exit button (Plastic)	Push ON exit button (Metal)



<b>Model</b>	<b>MZ-K96</b>	<b>SB-5</b>	<b>SL-3" R</b>	<b>MS-35</b>	
<b>Type</b>	(Wired)	(Wired)	(Wired)	(Wired)	
<b>Range (approx.)</b>	-	-	-	-	
<b>Built-in / Feature</b>	Key Switch (Metal)	Siren Box 210(w)*170(h)*145(d) (Metal)	3" LED Strobe Light (Red)	5" Siren, 115dB	



\*\* Design & specification are subject to change without prior notice \*\*